

Application

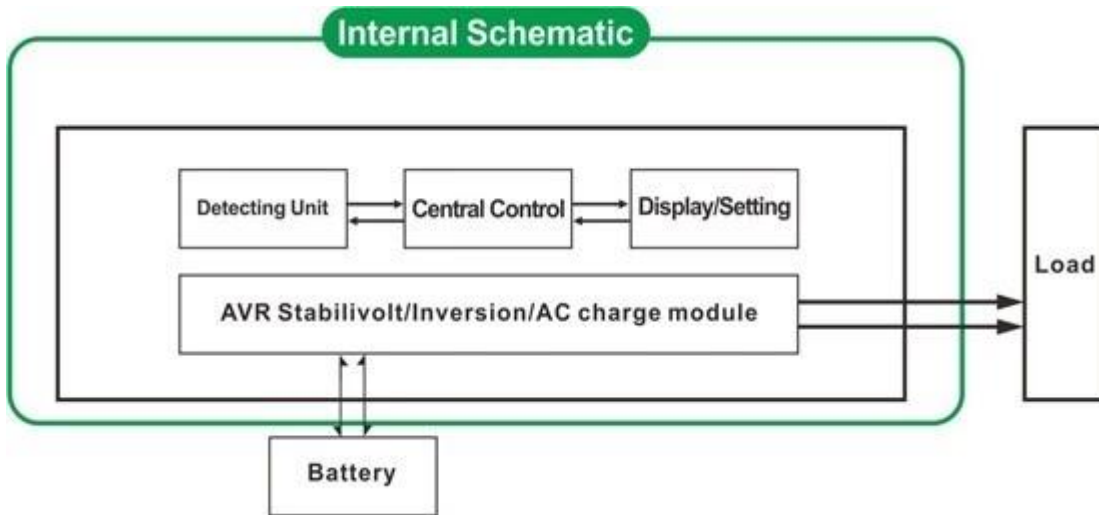
1. Back-up UPS system for industrial, commercial, household, etc
2. Mobile power and standby power for areas that are lack of utility.
3. Off-grid solar & wind power system
 - 3.1 Simple Off-grid solar & wind power system
 - 3.2 AC first Off-grid solar & wind power system
 - 3.3 DC first Off-grid solar & wind power system

Features

1. pure sine wave output, full power
2. CPU management and control, modular design
3. LCD display, can visually display various parameters
4. Multifunction design, can set a variety of working mode
5. External battery connection, convenient to expand use time and back-up power time; user can connect as many batteries as needed
6. With super load carrying ability and high load capacity, this series of inverters can not only drive resistance load; but also various kinds of inductive loads, such as motor, air conditioner, electric drills, fluorescent lamp, gas lamp, etc. It can drive almost any kinds of load
7. Low frequency circuit design, good system stability, low failure rate and long service life (under proper operation, it may be as long as 5 years)
8. Perfect protection: low voltage protection, over voltage protection, overheat protection, short-circuit protection, overloads protection; alarm alert
9. CE / EMC / LVD / RoHS Approvals.
10. Two years warranty, life-long technical supports

Function


1. Sole inversion function under inversion mode [only connected to battery], can be set to normal operating mode and sleep mode.



1.1 Normal working mode □ FREQUENCY in the LCD display is setas 01. No matter whether there are AC loads connected to the inverter or not, the inverter's output terminal will always have voltage ready to supply power to the loads. Under this mode, the LCD will be displayed as bellow:



1.2 Sleep mode □ FREQUENCY in the LCD display is setas 02. If the power of the loads that connected to the inverter is lower than 5% of the inverter's rated power, there will be no output from the inverter. That is to say, only the chip of inverter is working under such condition and the power consumption is only 1-6W; If the power of the load that connected to the inverter is higher than 5% of the inverter's rated power, then the inverter will automatically start the inversion function and supply power to the loads within 5s. As shown below:

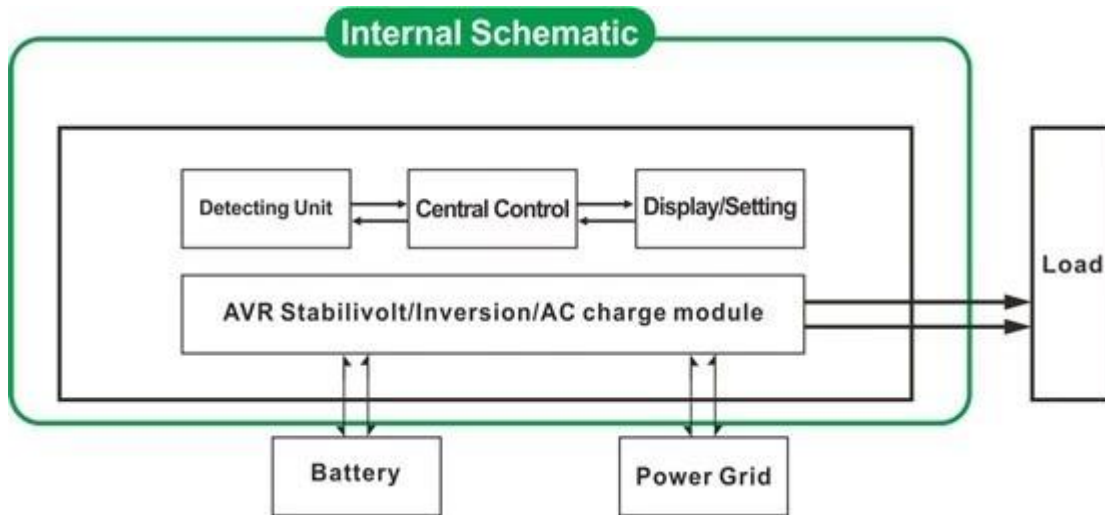


Load's power < 5% of inverter's rated power



Load's power > 5% of inverter's rated power

2. UPS function under utility mode (connected to battery and utility .Can be set as utility first, battery standby mode and battery first, utility standby mode).



2.1 Utility first, battery standby UPS mode: FREQUENCY in the LCD display is set as 01. When both utility and battery are connected to the inverter, utility will supply power to the load prior to the battery. When utility is cut off, the battery will automatically continue to supply power after inversion.

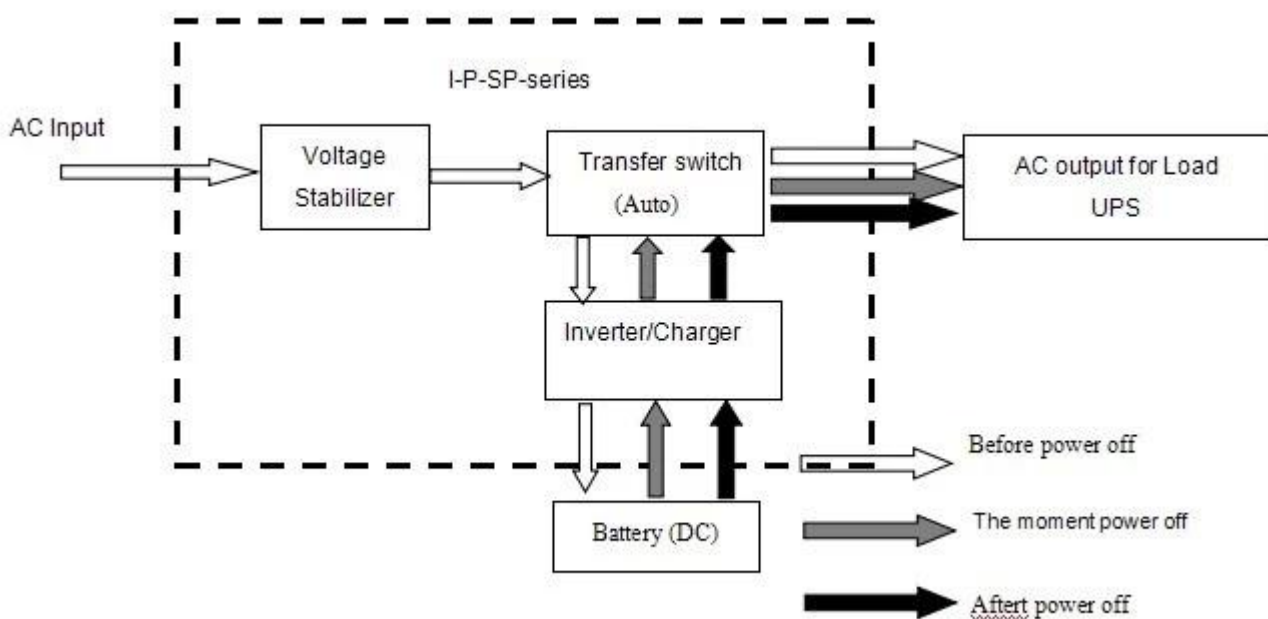
Steps are as follows:

Step 1: When utility power is available, it will output directly after voltage being stabilized and charge batteries at the same time.

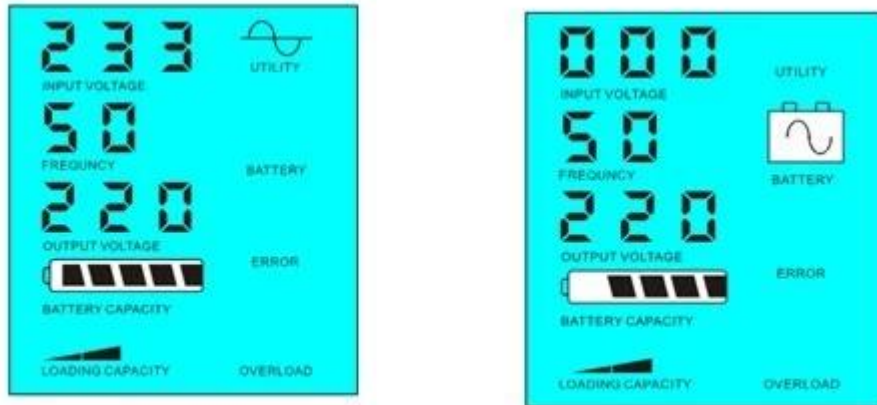
Step 2: When utility power is cut off suddenly, the inverter will convert DC power to AC power automatically to ensure uninterrupted power supply within 5ms.

Step 3: When utility power becomes available again, it will automatically transfer to utility supplying power to loads and charge batteries at the same time.

See Workflow as below.



LCD displayed as bellow:



Utility supply power and charge battery Without utility and battery supply power

2.2 Battery first, utility standby UPSmode: FREQUENCY in the LCD display is set as 03. When both utility and battery are connected to the inverter, battery will supply power to the loads prior to utility. When battery capacity is not enough, utility will continue to supply power automatically.

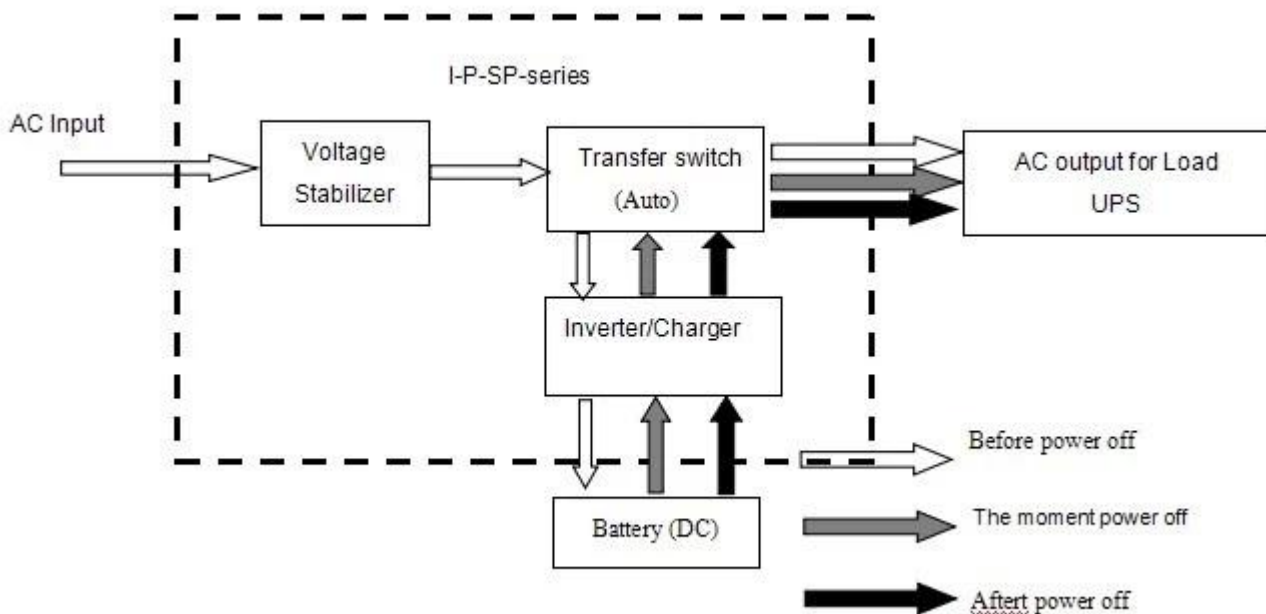
Steps are as follows:

Step 1: When battery has enough power, it will supply power to the loads directly


Step 2: When battery does not have enough power, it will automatically transfer to utility supplying power to the loads

Step 3: After the battery is fully charged (e.g. by solar or wind charge controller), it will then automatically transfer to battery supplying power to the loads.

See Workflow as below.



LCD displayed as bellow:



Battery has power



Battery dead, utility supply power

parameters

Model	5000VA	
Parameter		
Rated Output Capacity	3500W	
Peak Power	7000W	
Battery Voltage(DC)	48V/96V/192V [optional]	
Size WxDxH(mm)	420*260*605	
Packing Size WxDxH(mm)	440*280*625	
Net Weight (kg)	31	
Gross Weight (kg)	33	
General Parameter		
Working Mode	1	Utility first (AC first) battery standby mode
[Setting]	2	Sleep Mode, no utility, load's power higher than 5% of inverter rated output power, it will start to work automatically
	3	Battery first (DC first) utility standby UPS mode
AC Input	Voltage	220V±35% or 110V±35% [optional]
	Frequency	50Hz±3% or 60Hz±3% [optional]
AC Output	Voltage	220V±3% or 230V±3 or 240V±3% or 100V±3% or 110V±3% (optional)
	Frequency	50Hz±0.5 or 60Hz±0.5 (optional)
Battery charge	AC Charge Current	0~15A
	Charge Time	Depend on battery capacity and quantity
	Battery Protection	Automatic detection, Charge and discharge protection, Intelligent Management
Display	Display Mode	LCD
	Display Information	Input voltage, output voltage, output frequency, battery capacity, Load condition, Status Information
Output Wave Type	Pure sine wave output, Total Harmonic Distortion THD≤3	
Overload Ability	[120% 1 min, 130% 10s]	
Power Consumption	Sleep Mode	1~6W
	Normal Mode	1~3A
Conversion Efficiency	80%~90%	

Transfer Time		□5ms □AC to DC / DC to AC□
Protection		Overload ,Short-circuit,High input voltage,Low input voltage,Overheat
Environment	Temperature	-10°C□50°C
	Humidity	10%□90%
	Altitude	≤4000m

Remark

The “optional” parameter can be set as per customer’s requirement

The above is our standard parameter. Subject to change without prior notice.

We have our own professional inverter and controller R&D team and we provide technical support and OEM service.

Others

Please refer to the outline design, technical documents, product brochures, etc.