

Features

1. Pure sine wave output
2. CPU management, intelligent control, modular design
3. LCD and LED display can show the parameters and inverter working status.
4. Users can set it in sleep mode or normal working mode and set output priority (AC first or DC first). The output frequency (50Hz or 60Hz) can be chosen.
5. High conversion efficiency (87%-98%), low power consumption (1W~6W under sleep mode). It is the best choice of inverters for solar power system
6. The inverter can charge 8 kinds of batteries such as sealed lead acid battery, open lead-acid battery, gel battery. Kindly note: The lithium battery can be charged also, the related parameters need to be set in factory.
7. High charging power and the charging function can be closed
8. This series of inverters have strong load-carrying ability and overload capacity. The peak power is 3 times of the rated output power. For example, 1KW model can drive 1HP air conditioner, 2KW model can drive 2HP air conditioner, 3KW can drive 3HP conditioner.
9. Adopting the latest American low frequency circuit design, brand new imported electric materials, pure copper transformer, the system is very stable long service life (more than 5 years under normal use)
10. Perfect protection (low input voltage protection, high input voltage protection, over temperature protection, short-circuit protection, overload protection)
11. EMC LVD RoHS certification approvals
12. 2-year warranty and life-time technical assistance.

Application

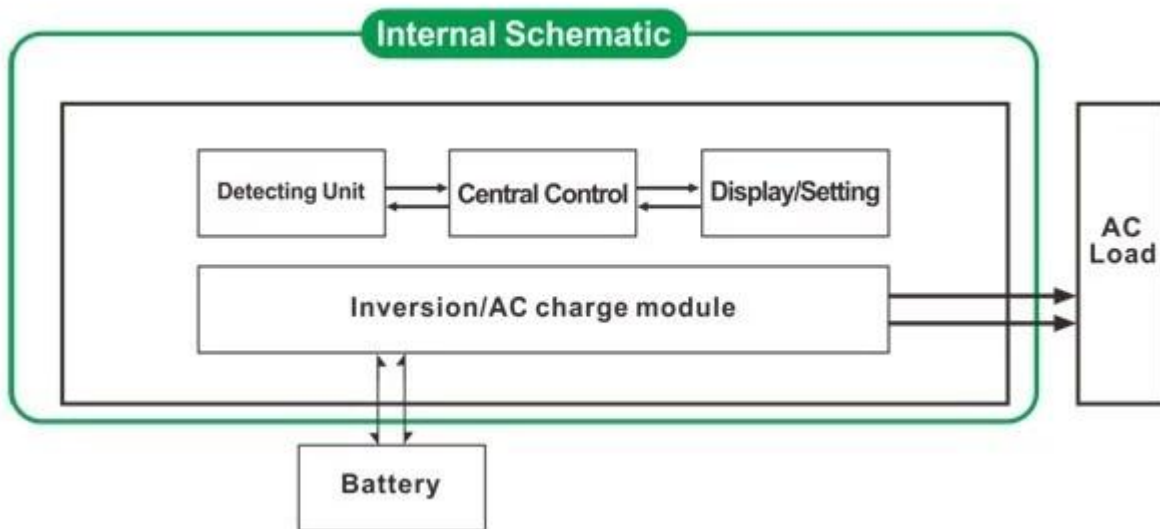
1. Back-up UPS and EPS system for military, industrial, commercial, household, etc
2. Removable standby power supply for areas that are lack of utility
3. Off-grid solar or wind power system
 - 3.1. Off-grid solar or wind power system
 - 3.2. AC first Off-grid solar or wind power system
 - 3.3. DC first Off-grid solar or wind power system

In the above application fields, this series of inverter is suitable for all kinds of inductive loads, capacitive load and resistive load such as TV, air conditioner, refrigerator and washing machine.

Function

1.DC/AC Conversion Function

It can be set to normal working mode (on the panel turn the button to “ON”) or sleep mode (on the panel turn the button to S-ON)



1.1 Normal working mode (ON): No matter it's connected AC loads or not

the inverter always convert DC to AC. The LCD of the inverter display the output voltage. The power consumption in normal working mode is a little higher than in sleep mode

1.2 Sleep mode (S-ON) If the power of the connected AC loads is lower than 5% of the rated power of the inverter, there is no output from the inverter. The LCD of it shows 0. Only the chip of inverter is working. The power consumption of the inverter is only 1-6W. If the power of the connected AC loads is more than 5%, then the inverter automatically convert DC to AC to supply power for the loads within 5s. The LCD of it display no output.

2. High-power intelligent charging function

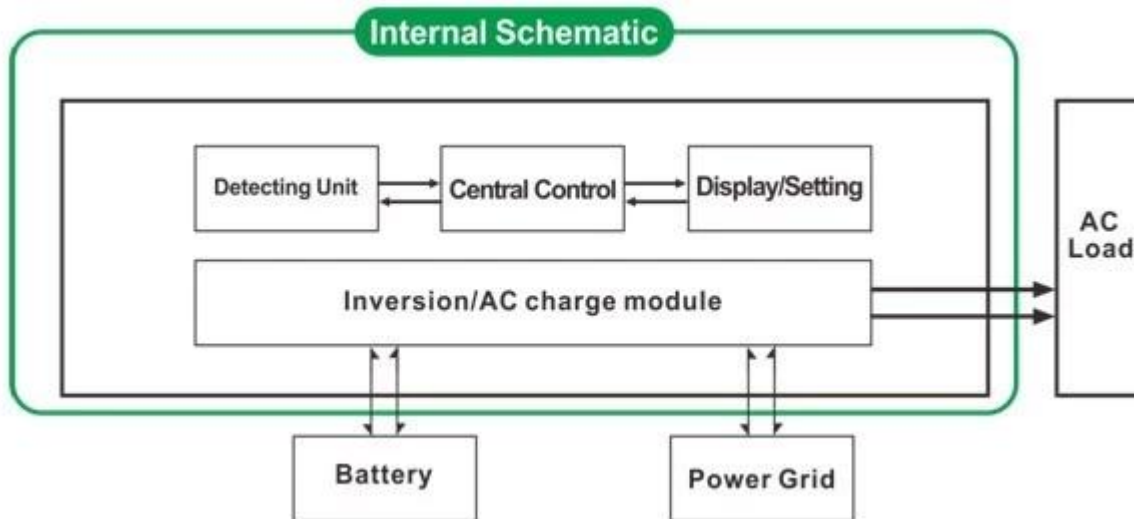
- It Can charge 8 kinds of batteries (detail please check parameter)
- High charging power (detail please check parameter)
- Three-stage charging mode: Constant current charging stage (CC), Constant voltage charging stage (CV), Float charging stage (CF)



Note: When the battery type is set to “0”, it will not charge the battery and charging current is “0”. The charging indicator will not light.

3. UPS function

It can be set as utility first (AC first) battery standby mode or battery first(DC first) utility standby mode.



Utility first battery standby UPS mode (on the panel turn the button to “AC”)

When utility and battery are connected to the inverter, utility will supply power to the loads prior. When utility is cut off, the battery will automatically continue to supply power via power inverter.

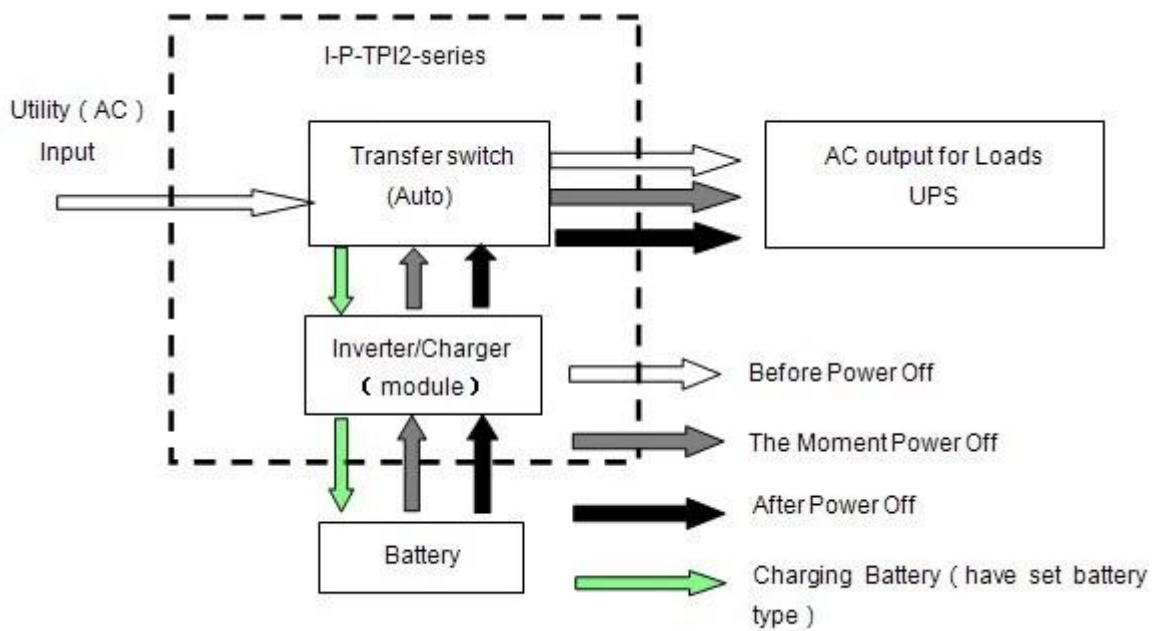
Steps are as below:

Step 1: When utility is available, it will drive the loads directly and at the same time charge batteries.(battery type on the panel can not be 0) LCD will display AC output voltage.

Step 2: When utility power is cut off, the inverter will convert DC power (battery) to AC power automatically to ensure uninterrupted power supply within 5ms. UPS function

Step 3: When utility is available again, inverter will automatically transfer to utility supplying power to loads. And utility will charge batteries via power inverter at the same time .

See Workflow as below.



3.2. Battery first utility standby UPS mode (on the panel turn the button to “DC”).

In this mode, users need to set “battery type” to “0” on the panel. Utility will not charge the battery. When utility and battery are connected to the inverter, battery will supply power to the loads prior. When battery capacity is not enough, utility will continue to supply power to the loads automatically.

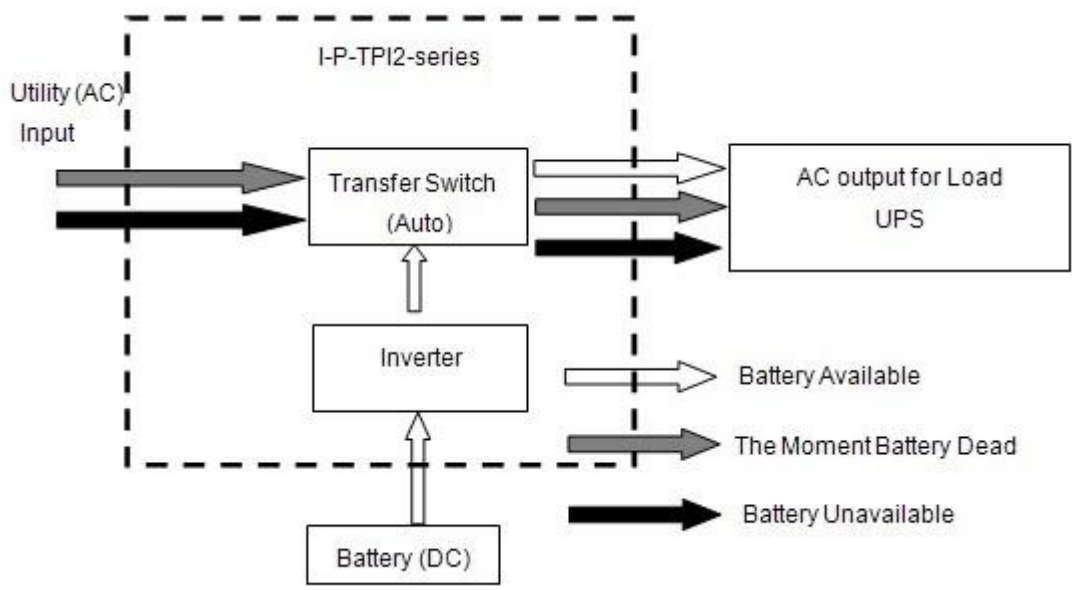
Steps are as follows:

Step 1: When battery has enough power, it will supply power to the loads directly

Step 2: When battery does not have enough power, inverter will automatically transfer to utility supplying power to the loads

Step 3: After the battery is fully charged (e.g. by solar or wind charge controller), it will automatically transfer to battery supplying power to the loads via power inverter.

See Workflow as below.



Parameter

Model		6000W
Parameter		
Rated Output Power		6000W
Peak Power		18000W
Battery Voltage(DC)		24V or 48V[optional]
Size W×D×H(mm)		440*218*400
Packing Size W×D×H(mm)		520*275*520
Net Weight (kg)		51
Gross Weight (kg)		53
Working Mode [Setting]	ON	Normal working mode
	S-ON	Sleep Mode, 1~6W consumption when load's power higher than 5% rated output power, it will start to work automatically
	OFF	Completely off
AC Input	Voltage	220V±35% or 110V±35%[optional]
	Frequency	50HZ or 60HZ
AC Output	Voltage	220V±3% or 230V±3 or 240V±3% or 100V±3% or 110V±3%[optional]
	Frequency	Frequency is the same as under utility mode Frequency 50Hz or 60Hz[optional]in DC/AC convert mode

Utility charging □Battery type “0” means charging function is closed□	AC charge current □MAX□	24V	48V
		75A	50A
	Battery type	American gel battery, Wool battery 1, Wool battery2, Sealed Lead Acid Battery, Europe gel battery, Open lead-acid batteries, Calcium Battery, De-Acid Battery or OEM Battery	
	Charging mode	Three-stage charging□CC, CV, CF	
	Charging time	Decided by battery capacity and quantity	
UPS priority	Battery protection	Automatic detection,charge and discharge protection, intelligent management	
	AC	Utility first, battery standby	
Display	DC	Battery first, utility standby	
	Display Mode	LCD+LED	
Output Wave Type	Display Information	Input voltage,output voltage,output frequency,battery capacity,Load condition,Status Information	
		Pure sine wave	
Overload Ability		□120% 1 min,□130% 10s	
Power Consumption	Sleep Mode	1~6W	
	Normal Mode	1~3A	
Conversion Efficiency		80%~90%	
Transfer Time		□5ms □AC to DC / DC to AC□	
Protection		Overload output,short-circuit,high-voltage input, low-voltage input,overheats	
Environment	Temperature	-10°C□50°C	
	Humidity	10%□90%	
	Altitude	≤4000m	

- The above is our standard parameter. Subject to change without prior notice.
- We have our own professional inverter and controller R&D team and we provide technical support and OEM ODM service.

Other details

Please see the outline of the design, technical documents, user manuals, product brochures, etc.

Research and development department made 2nd edition on May 13, 2014.