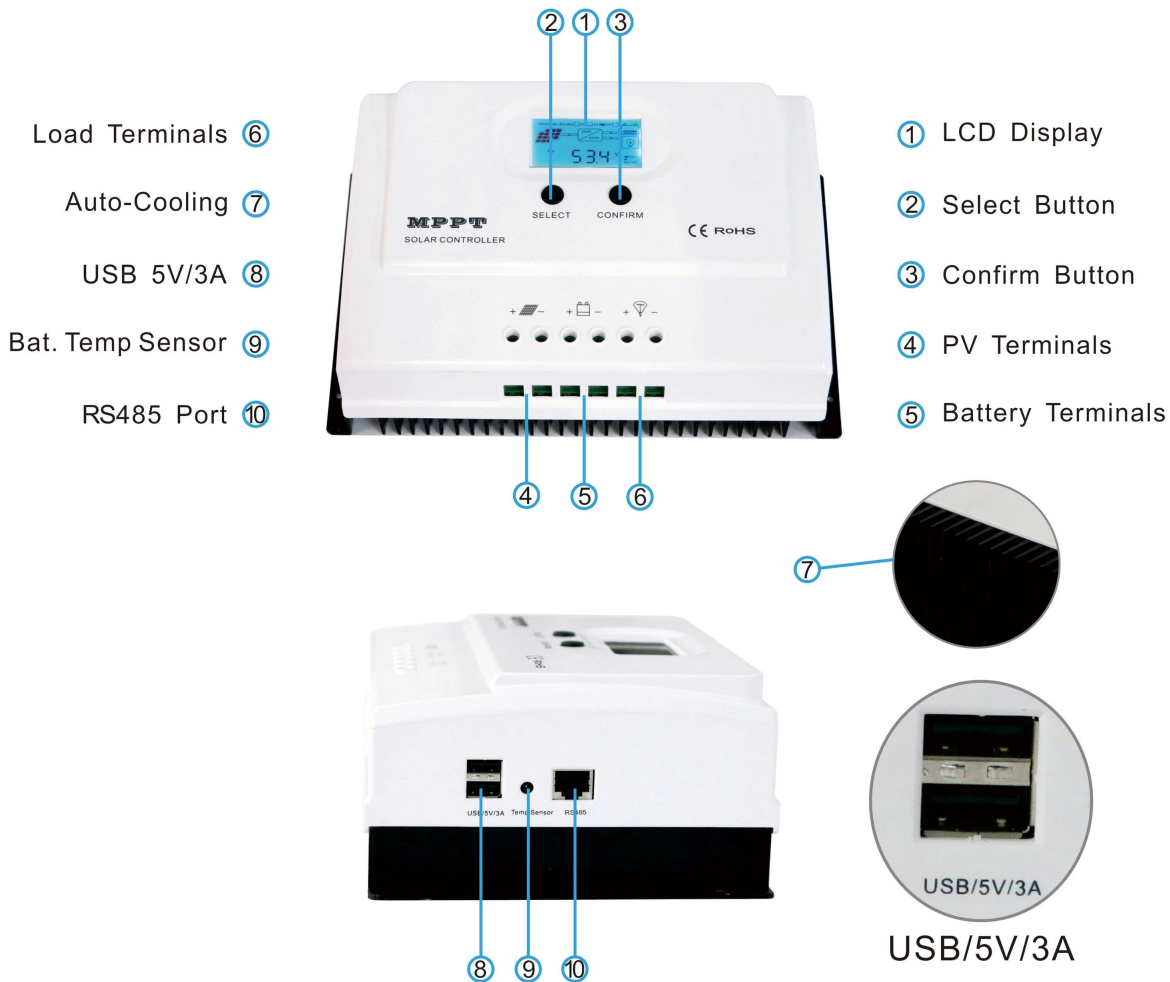


12/24V auto work mppt charge controller, Backlight LCD display+dual USB 5V 3A



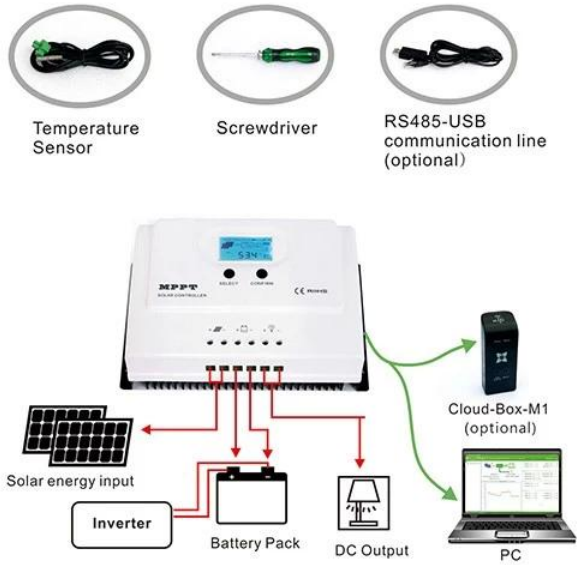
WISER series adopted with auto cool, high conversion efficiency, LCD display and free PC software. It features an efficient [MPPT controller](#) algorithm to track the maximum power point of the PV array in any environment. Greatly improve the utilization of solar panel. Also added the output function(USB 5V 3A). For the mppt controller can be widely used in off-grid solar system, Communication base station solar system, household solar systems, street light solar systems, field monitoring and other fields.



Features

- 1.It has an efficient MPPT algorithm, MPPT efficiency $\geq 99.5\%$ and converter efficiency up to 98%
- 2.Charge mode: three stages (constant current, constant voltage, floating charge), it prolongs service life of the batteries.
- 3.Four types of load mode selection: ON/OFF, PV voltage control, Dual Time control, PV+Time control .
- 4.Battery system voltage automatic recognition.
- 5.Three kinds of commonly used lead-acid battery (Seal\Gel\Flooded) parameter settings fcan be selected by the user, and the user can also customize the parameters for other battery charging.
- 6.Natural cooling design is adopted to improve the reliability of the product and prolong the service life of the product.
- 7.The input and output of all kinds of protection functions are complete to protect the system.
- 8.The use of high strength plastic shell design makes the shape beautiful, and the effective reduction of the product weight can save the transportation cost.
- 9.Equipped with 5V3A USB dual output power supply function, support mobile phone and tablet charging products etc..
- 10.It has a current limiting charging function. When the power of PV is too large, the controller automatically keeps the charging power, and the charging current will not exceed the rated value.
- 11.High definition LCD display function to check the device running data and working status, also can support modify the controller display parameter.
- 12.RS485 communication, we can offer communication protocol to convenient user's integrated management and secondary development.
- 13.Support PC software monitoring and WiFi module to realize APP cloud monitoring.
- 14.CE, RoHS, FCC certifications approved, we can assist clients to pass various certifications.
- 15.3 years warranty, and 3~10 years extended warranty service also can be provided.

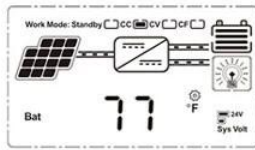
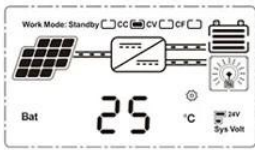
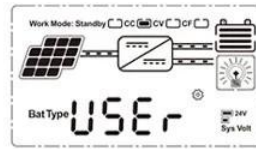
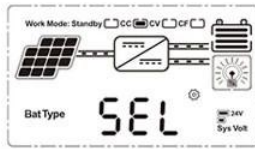
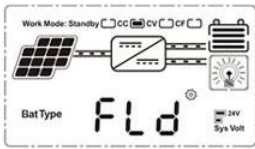
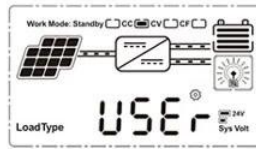
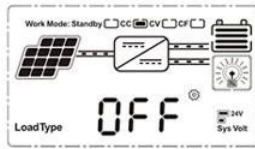
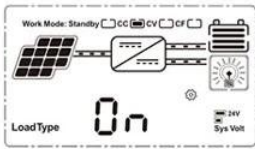
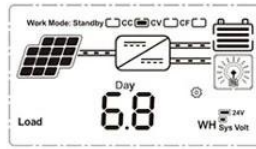
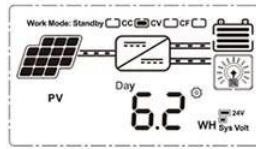
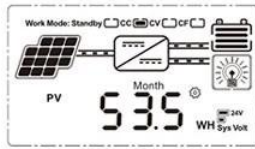
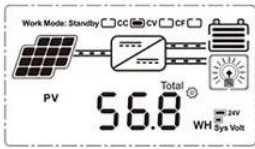

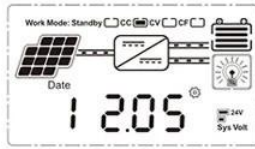
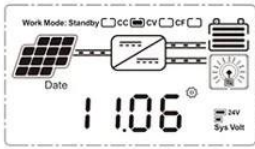
MPPT Controller connection diagram



Parameters Display & Setting information

<p>Work Mode: Standby <input type="checkbox"/> CC <input type="checkbox"/> CV <input type="checkbox"/> CF <input type="checkbox"/></p> <p>Date 11.06</p> <p>24V Sys Volt</p>	<p>Work Mode: Standby <input type="checkbox"/> CC <input type="checkbox"/> CV <input type="checkbox"/> CF <input type="checkbox"/></p> <p>Realtime 15:00</p> <p>24V Sys Volt</p>		
<p>Work Mode: Standby <input type="checkbox"/> CC <input type="checkbox"/> CV <input type="checkbox"/> CF <input type="checkbox"/></p> <p>PV 66.8 V</p> <p>24V Sys Volt</p>	<p>Work Mode: Standby <input type="checkbox"/> CC <input type="checkbox"/> CV <input type="checkbox"/> CF <input type="checkbox"/></p> <p>PV 9.5 A</p> <p>24V Sys Volt</p>	<p>Work Mode: Standby <input type="checkbox"/> CC <input type="checkbox"/> CV <input type="checkbox"/> CF <input type="checkbox"/></p> <p>PV 634.6 W</p> <p>24V Sys Volt</p>	<p>Work Mode: Standby <input type="checkbox"/> CC <input type="checkbox"/> CV <input type="checkbox"/> CF <input type="checkbox"/></p> <p>PV Total 56.8 WH</p> <p>24V Sys Volt</p>
<p>Work Mode: Standby <input type="checkbox"/> CC <input type="checkbox"/> CV <input type="checkbox"/> CF <input type="checkbox"/></p> <p>Bat 25.2 V</p> <p>24V Sys Volt</p>	<p>Work Mode: Standby <input type="checkbox"/> CC <input type="checkbox"/> CV <input type="checkbox"/> CF <input type="checkbox"/></p> <p>Bat 25.8 A</p> <p>24V Sys Volt</p>	<p>Work Mode: Standby <input type="checkbox"/> CC <input type="checkbox"/> CV <input type="checkbox"/> CF <input type="checkbox"/></p> <p>Bat 624 W</p> <p>24V Sys Volt</p>	
<p>Work Mode: Standby <input type="checkbox"/> CC <input type="checkbox"/> CV <input type="checkbox"/> CF <input type="checkbox"/></p> <p>Load 25.0 V</p> <p>24V Sys Volt</p>	<p>Work Mode: Standby <input type="checkbox"/> CC <input type="checkbox"/> CV <input type="checkbox"/> CF <input type="checkbox"/></p> <p>Load 5.8 A</p> <p>24V Sys Volt</p>	<p>Work Mode: Standby <input type="checkbox"/> CC <input type="checkbox"/> CV <input type="checkbox"/> CF <input type="checkbox"/></p> <p>Load 6.8 W</p> <p>24V Sys Volt</p>	<p>Work Mode: Standby <input type="checkbox"/> CC <input type="checkbox"/> CV <input type="checkbox"/> CF <input type="checkbox"/></p> <p>Load Total 6.8 WH</p> <p>24V Sys Volt</p>
<p>Work Mode: Standby <input type="checkbox"/> CC <input type="checkbox"/> CV <input type="checkbox"/> CF <input type="checkbox"/></p> <p>LoadType OFF</p> <p>24V Sys Volt</p>	<p>Work Mode: Standby <input type="checkbox"/> CC <input type="checkbox"/> CV <input type="checkbox"/> CF <input type="checkbox"/></p> <p>Bat Type GEL</p> <p>24V Sys Volt</p>	<p>Work Mode: Standby <input type="checkbox"/> CC <input type="checkbox"/> CV <input type="checkbox"/> CF <input type="checkbox"/></p> <p>Bat 25 °C</p> <p>24V Sys Volt</p>	

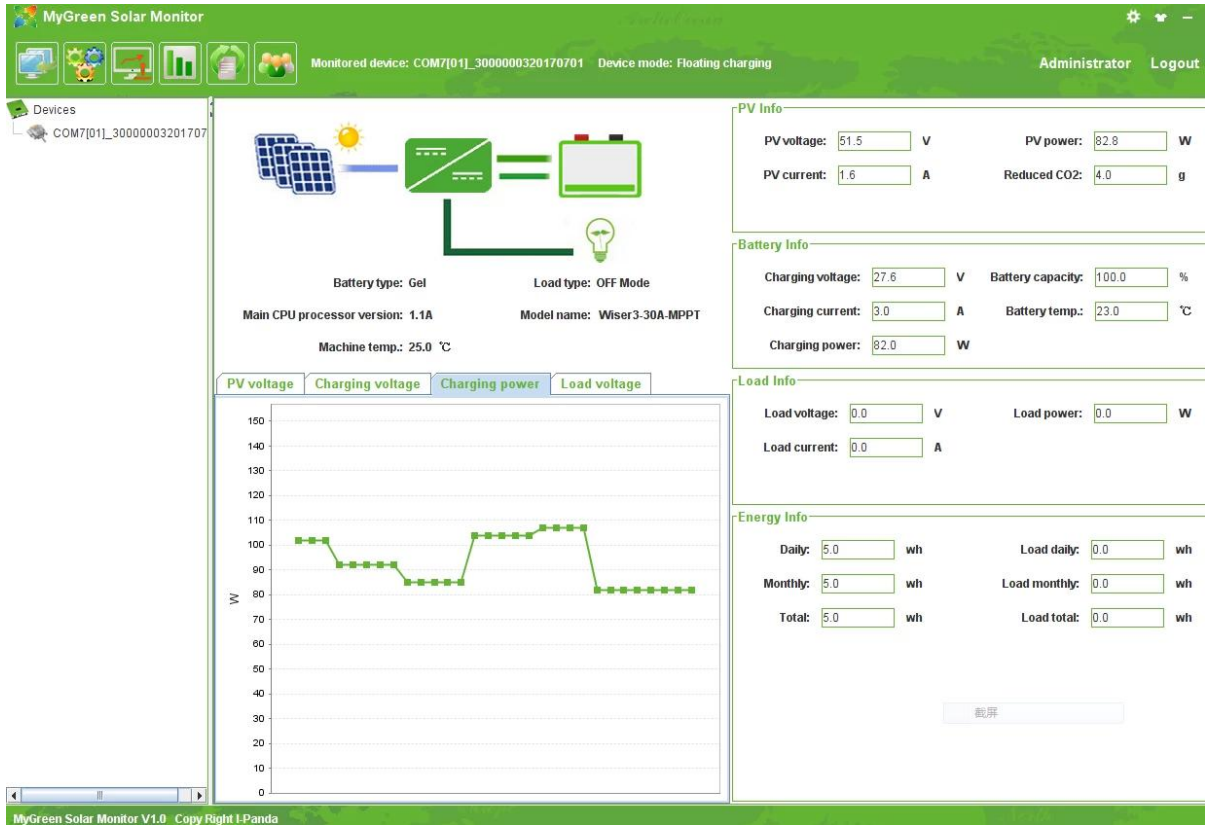
LCD display information



On	Mean "ON"	FLD	Mean "FLD"
OFF	Mean "OFF"	GEL	Mean "GEL"
USER	Mean "USER"	SEL	Mean "SEL"

Set the battery type and LOAD control mode

Upper Computer Software and Test Software



PC software_SolarEagle

Visual display of charge and discharge status, PV voltage, charge voltage, charge current, and can set the battery type, LOAD output control;

Parameter

□□

WISER-series		15A	20A	30A	40A	50A
Product category	Controller Properties	MPPT (maximum power point tracking)				
	MPPT efficiency	≥99.5%				
	Standby power	0.5W~1.2W				
	System voltage	Automatic recognition				
	Heat-dissipating method	Intelligent fan cooling				
Input	Max.PV input voltage(VOC)	DC100V	DC150V			
Characteristics	Start the charge voltage point	Battery voltage + 3V				
	Low input voltage protection point	Battery voltage + 2V				
	Over voltage protection point	DC100V	DC150V			
	Rated PV power□	12V system	195W	260W	390W	520W
24V system		390W	520W	780W	1040W	1300W

Charge Characteristics	Selectable Battery Types	Sealed lead acid, Gel battery, Flooded				
	(Default Gel battery)	(Other types of the batteries also can be defined)				
	Charge rated current	15A	20A	30A	40A	50A
	Charging Method	3-Stage: constant current(fast charging)-constant voltage-floating charge				
LOAD Characteristics	Load voltage	The same as the battery voltage				
	Load rated current	20A		50A		
	Load control mode	On\Off mode, PV voltage control mode, Dual-time control mode, PV + Time control mode				
Display &	Display mode	High-definition LCD segment code backlight display				
Communication	Communication mode	8-pin RJ45 port/RS485/support PC software monitoring/				
		support WiFi module to realize APP cloud monitoring				
Other Parameters	Protect function	Input-output over \ under voltage protection, Prevention of connection reverse protection,battery shedding protection etc.				
	Operation Temperature	-20°C~+50°C				
	Storage Temperature	-40°C~+75°C				
	IP(Ingress protection)	IP43				
	Max. connection size	12mm2		30mm2		
	Net Weight (kg)	0.83		1.65		
	Gross Weight (kg)	1		1.95		
	Product Size□mm□	200*110*68		243*155*80		
Packing Size(mm)	250*145*105		290*190*113			