


I-Panda 20A-60A MPPT



[MPPT-M](#)

MPPT

- 1 IP43
- 2
- 3 4
- 4 99.8
- 5
- 6 APP
- 7



PV

BAT
vF

DC
500m

S


MPPT
SOLAR CONTROLLER

CE RoHS










□□

- * MPPT MPPT $\geq 99.5\%$
- * / /
- * 4 ON / OFF PV
- PV +
- *
- *
- * IP43
- * LCD
- *
- * RS485
- * PC APP Android iOS
- * CE RoHS FCC

□□□□



	Model	EM2420	EM2430	EM2440	EM2450	EM2460
Product Category	MPPT efficiency	≥ 99.5%				
	Standby consumption	0.5W~1.2W				
	Heat-dissipating method	Natural-Cooling				
	Battery system voltage range	12V system	9VDC~15VDC(Lead acid)			
24V system		18VDC~30VDC(Lead acid)				
Li-ion		8VDC~30VDC(Default), ≤30VDC(Optional activation function)				
Input Characteristics	Max. PV input voltage(Voc)	100VDC(Default), DC 150V(Optional)				
	Min. Vmpp Voltage	Battery voltage + 2V				
	Start-up charging voltage	Battery voltage + 3V				
	Low input voltage protection	Battery voltage + 2V				
	Over voltage protection /Recovery	100VDC/95VDC(Default), 150VDC/145VDC(Optional)				
	Rated PV Power	12V system	260W	390W	520W	650W
24V system		520W	780W	1040W	1300W	1560W
Li-ion		252W~504W	378W~756W	504W~1008W	630W~1260W	756W~1512W
Charge Characteristics	Activation for lithium battery	Optional				
	Battery types(Default Gel battery)	Sealed(SEL), Gel(GEL), Flooded(FLD), User-defined(USE), Li-ion(Lit)				
	Rated charge current	20A	30A	40A	50A	60A
	Temperature compensation	-3mV/C/2V (default)				
	Charge method	3-stages: CC(Constant Current), CV(Constant Voltage), CF(Floating Charge)				
LOAD Characteristics	Output voltage stability accuracy	± 0.2V				
	Load voltage	Same as battery voltage.				
	Rated load current	20A		30A		
	Load control mode	On/Off mode, PV voltage control mode, Dual-time control mode, PV + Time control mode				
	Low voltage protection	10.5V(default), 11V(restored), settable				
Display & Communication	Setting method	PC software / APP / Controller				
	Display	High-definition LCD segment code backlight display				
Other Parameters	Communication	Dual RJ45 port / RS485 protocol / PC (via RS485-USB Cable) & APP (via Wi-Fi module) / Centralized monitoring (via parallel connection and RS485-USB cable)				
	Protection	Input & output over-volt / low-voltage protection, reverse polarity protection, over-heating protection, battery shedding protection etc.				
	Operating ambient temperature	-20°C~+50°C				
	Storage temperature	-40°C~+75°C				
	IP(Ingress protection)	IP43				
	Noise	≤10dB				
	Altitude	0~3000m				
	Max. Wiring size	28mm ²				
	Recommended breaker	≥ 40A	≥ 63A	≥ 63A	≥ 100A	≥ 100A
	N. weight (kg) / G. weight (kg)	1.65 / 1.98		2.35 / 2.78		
Product size / Packing size(mm)	220×148×58.5 / 289×212×105		245×170×63.5 / 334×255×123			

